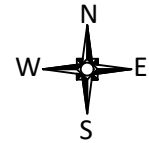
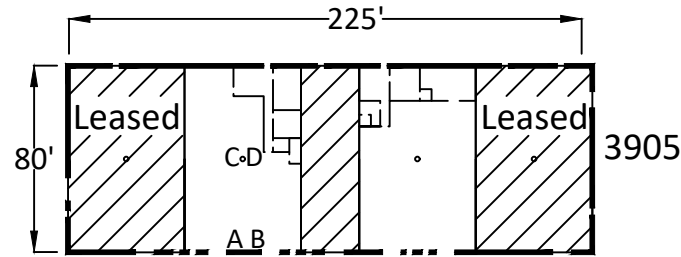
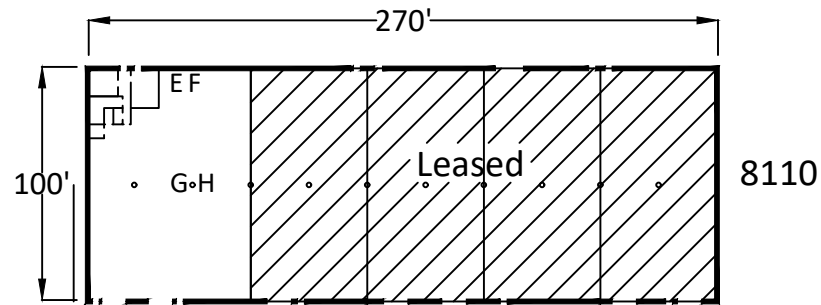


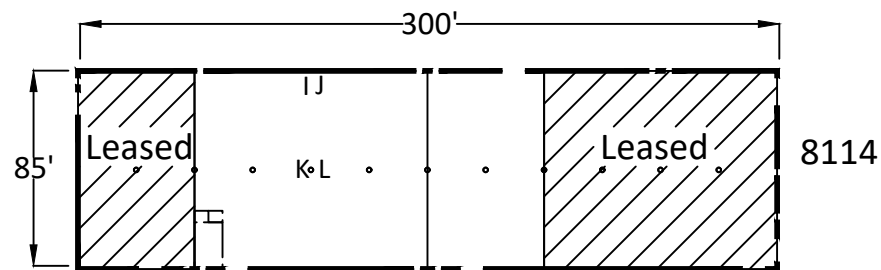
A 12'2" under beam
 B 14' between beams
 C 15'3" under beam
 D 16'6" between beams



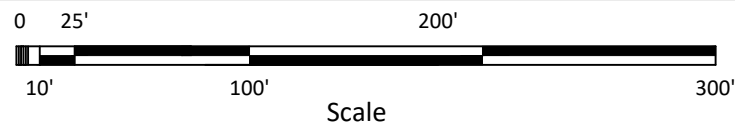
E 14' under beam
 F 16' between beams
 G 17'6" under beam
 H 19'6" between beams



I 14'6" under beam
 J 16'1" between beams
 K 16'11" under beam
 L 18'8" between beams



For further information contact:
 Arkansas Economic Development Commission
 (501)-682-7311



This drawing was prepared by the Arkansas Economic Development Commission from information deemed reliable. The drawing should not be used as an as built drawing and any critical measurement should be verified prior to lease or purchase.